

## DEEP BLUE 4.0

**Mono**

630W n-type Bifacial Double Glass  
High Efficiency Mono Module  
JAM72D42 605-630/LB Series

### Introduction

Power by the latest SMBB n-type solar cell, half-cell configuration, these modules have higher output power, lower LID, better weak illumination response, and better temperature coefficient.



Higher power generation  
better LCOE



n-type with very Lower LID



Better weak illumination response



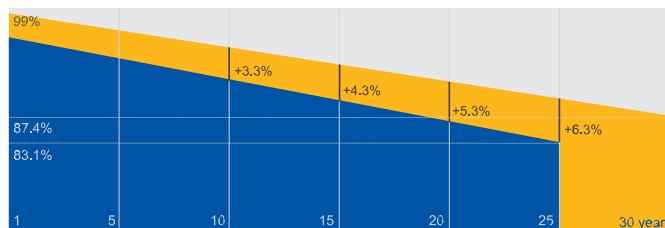
Better Temperature Coefficient

### Superior Warranty

- 12-year product warranty
- 30-year linear power output warranty

1% 1st-year Degradation

0.4% Annual Degradation  
Over 30 years



■ n-type Bifacial Double Glass Module  
Linear Performance Warranty

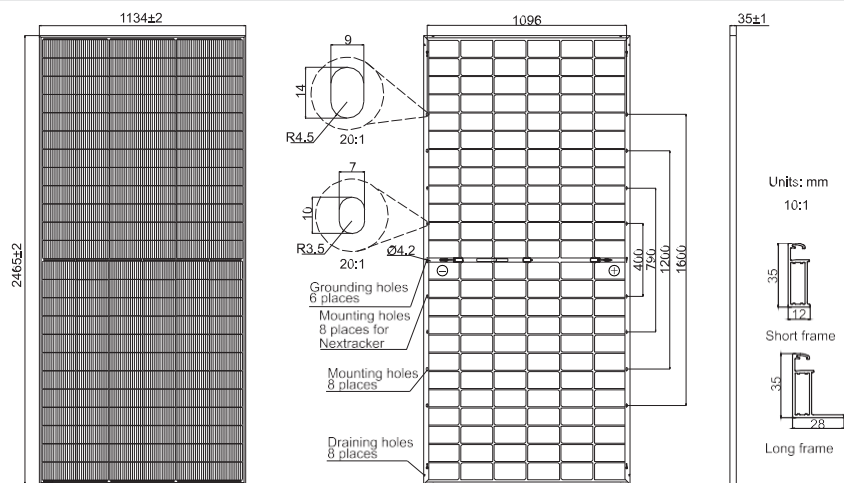
■ Standard Module Linear  
Performance Warranty

### Comprehensive Certificates

- IEC 61215, IEC 61730
- ISO 9001: 2015 Quality management systems
- ISO 14001: 2015 Environmental management systems
- ISO 45001: 2018 Occupational health and safety management systems
- IEC 62941: 2019 Terrestrial photovoltaic (PV) modules - Quality system for PV module manufacturing



**MECHANICAL DIAGRAMS**



Remark: customized frame color and cable length available upon request

**SPECIFICATIONS**

Cell	Mono-16BB
Weight	34.6kg
Dimensions	2465±2mm×1134±2mm×35±1mm
Cable Cross Section Size	4mm <sup>2</sup> (IEC), 12 AWG(UL)
No. of cells	144(6×24)
Junction Box	IP68, 3 diodes
Connector	QC 4.10-351/ MC4-EVO2A
Cable Length (Including Connector)	Portrait: 200mm(+)/300mm(-); 800mm(+)/800mm(-)(Leapfrog) Landscape: 1500mm(+)/1500mm(-)
Front Glass/Back Glass	2.0mm/2.0mm
Packaging Configuration	31pcs/Pallet, 496pcs/40HQ Container

**ELECTRICAL PARAMETERS AT STC**

TYPE	JAM72D42 -605/LB	JAM72D42 -610/LB	JAM72D42 -615/LB	JAM72D42 -620/LB	JAM72D42 -625/LB	JAM72D42 -630/LB
Rated Maximum Power(Pmax) [W]	605	610	615	620	625	630
Open Circuit Voltage(Voc) [V]	51.27	51.47	51.67	51.86	52.05	52.24
Maximum Power Voltage(Vmp) [V]	42.91	43.11	43.31	43.51	43.71	43.90
Short Circuit Current(Isc) [A]	14.83	14.88	14.93	14.98	15.03	15.08
Maximum Power Current(Imp) [A]	14.10	14.15	14.20	14.25	14.30	14.35
Module Efficiency [%]	21.8	21.8	22.0	22.2	22.4	22.5
Power Tolerance	0~+5W					
Temperature Coefficient of Isc(α <sub>Isc</sub> )	+0.046%/°C					
Temperature Coefficient of Voc(β <sub>Voc</sub> )	-0.260%/°C					
Temperature Coefficient of Pmax(γ <sub>Pmp</sub> )	-0.300%/°C					
STC	Irradiance 1000W/m <sup>2</sup> , cell temperature 25°C, AM1.5G					

Remark: Electrical data in this catalog do not refer to a single module and they are not part of the offer.They only serve for comparison among different module types.

**ELECTRICAL CHARACTERISTICS WITH 10% SOLAR IRRADIATION RATIO**

TYPE	JAM72D42 -605/LB	JAM72D42 -610/LB	JAM72D42 -615/LB	JAM72D42 -620/LB	JAM72D42 -625/LB	JAM72D42 -630/LB
Rated Max Power(Pmax) [W]	653	659	664	670	675	680
Open Circuit Voltage(Voc) [V]	51.27	51.47	51.67	51.86	52.05	52.24
Max Power Voltage(Vmp) [V]	42.91	43.11	43.31	43.51	43.71	43.90
Short Circuit Current(Isc) [A]	16.01	16.07	16.12	16.18	16.23	16.29
Max Power Current(Imp) [A]	15.23	15.28	15.34	15.39	15.44	15.50
Irradiation Ratio (rear/front)	10%					

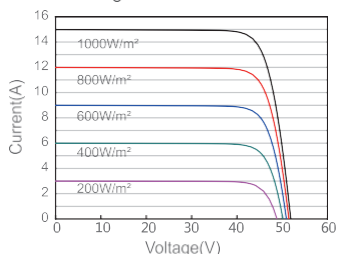
**OPERATING CONDITIONS**

Maximum System Voltage	1500V DC
Operating Temperature	-40°C~+85°C
Maximum Series Fuse Rating	30A
Maximum Static Load,Front*	5400Pa(112 lb/ft <sup>2</sup> )
Maximum Static Load,Back*	2400Pa(50 lb/ft <sup>2</sup> )
NOCT	45±2°C
Bifaciality**	80%±10%
Fire Performance	UL Type 29

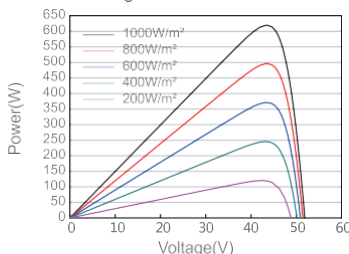
\*For NexTracker installations, maximum static load please take compatibility approve letter between JA Solar and NexTracker for reference.  
\*\*Bifaciality=Pmax.rear/Rated Pmax.front

**CHARACTERISTICS**

Current-Voltage Curve JAM72D42-620/LB



Power-Voltage Curve JAM72D42-620/LB



Current-Voltage Curve JAM72D42-620/LB

